


how to draw



COLOUR US!

How to Use

Find five of your favourite Koka Kids Characters in this book.



basic sketch

Follow the steps and learn how to draw the character


face fun

Play about with the details, add your personal touch!

colour me in


Black and white is no fun! Do your brightest!

Click to go to




www.kokakids.co.uk

how to draw




UCHI BANANI

www.kokakids.co.uk



basic sketch


FOLLOW THE
EIGHT STEPS
BELOW




FIRST, DRAW AN
OUTLINE. SKETCH
MY HAIR AND THE
BANDANA I LIKE
TO WEAR.







ADD MY EARS,
MOUTH AND
NOSE.




I WILL NEED A JUDO
JACKET TO DO JUDO!




AND DON'T FORGET
MY TROUSERS!!!!




Click to go to 


www.kokakids.co.uk



your turn!






ADD THE
REST OF THE
DETAIL!






face fun

ADD AN
EXPRESSION!







COLOUR
ME IN!




COLOUR
ME IN!





add the rest!

FOLLOW THE
EIGHT STEPS
BELOW



Click to go to



www.kokakids.co.uk



[click here!](#)

Buy the T-shirt!

how to draw



YOSHI

www.kokakids.co.uk



basic sketch

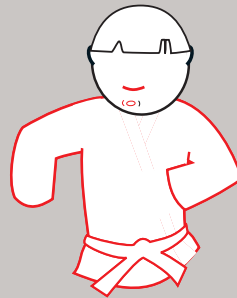
FOLLOW THE
EIGHT STEPS
BELOW




FIRST, DRAW AN
OUTLINE. SKETCH
MY HAIR AND THE
BANDANA I LIKE
TO WEAR.




ADD MY EARS,
MOUTH AND
NOSE.




I WILL NEED A JUDO
JACKET TO DO JUDO!



AND DON'T FORGET
MY TROUSERS!!!!



ADD MY TAIL...



... A BLACK BELT AND...



... 2 HANDS AND 2 FEET.

NOW DO MY EYES.
AND IPPON! FINISHED!




Click to go to

www.kokakids.co.uk



your turn!






ADD THE
REST OF THE
DETAIL!





face fun

ADD AN
EXPRESSION!





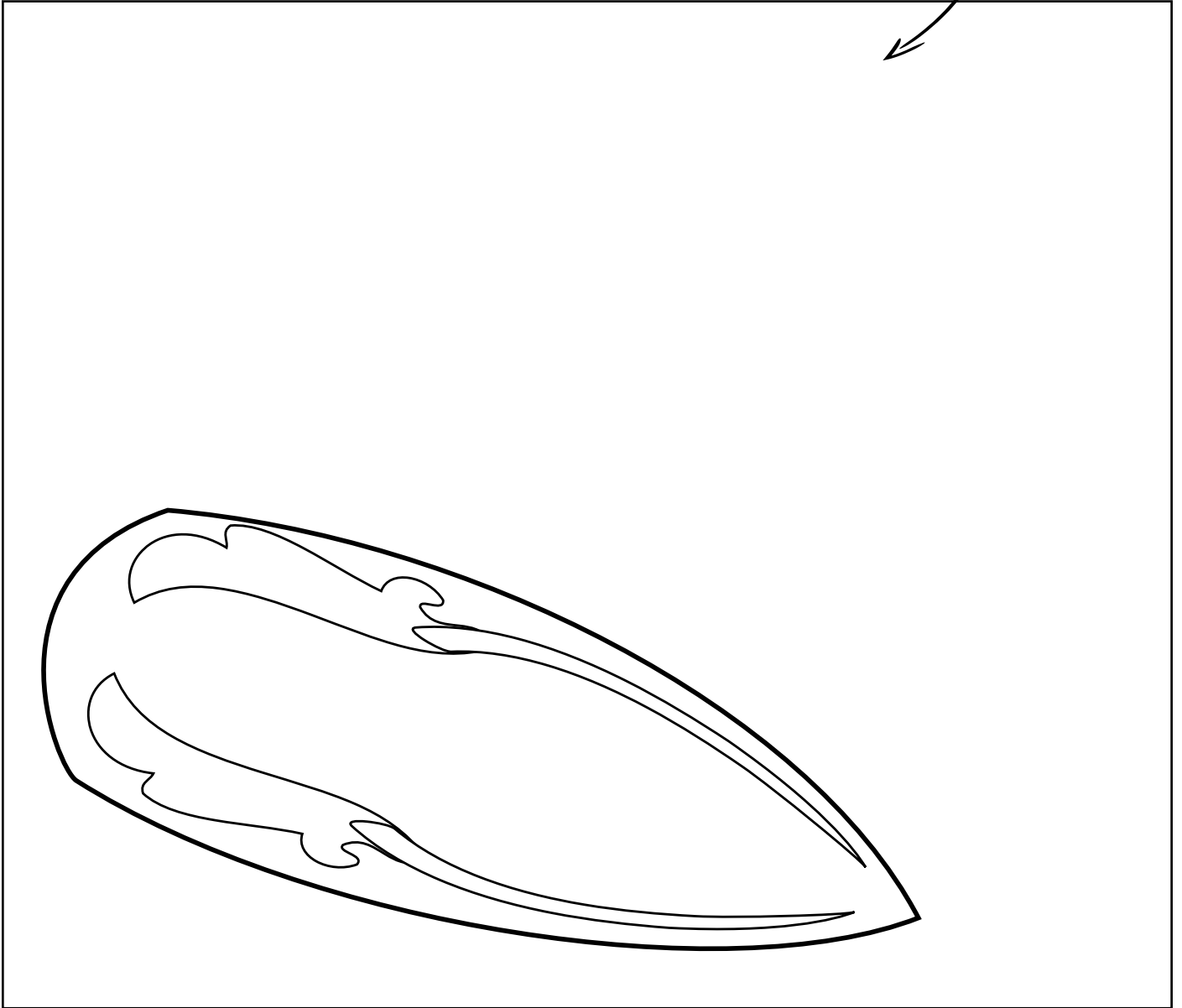
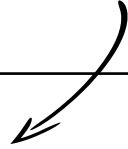
COLOUR
ME IN!






add the rest!

MAKE YOSHI
SURF!



Click to go to 

www.kokakids.co.uk


our best selling T-shirt!



click here!

Buy the T-shirt!

how to draw










TOMMY NAGY

www.kokakids.co.uk



basic sketch

FOLLOW THE
SEVEN STEPS
BELOW




Click to go to

www.kokakids.co.uk



your turn!






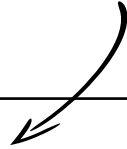
ADD THE
REST OF THE
DETAIL!






face fun

ADD AN
EXPRESSION!






Click to go to



www.kokakids.co.uk




COLOUR
ME IN!


柔
道



add the rest!

WHO WILL YOU
GIVE THE
MEDALS TO?



Click to go to 

www.kokakids.co.uk


The Koka Kids Judo Hoody!



click here!


Buy the Hoody!

how to draw



KATIE GATAME

www.kokakids.co.uk



basic sketch


FOLLOW THE
SEVEN STEPS
BELOW



FIRST, DRAW AN
OUTLINE. SKETCH
MY HAIR AND THE
BANDANA I LIKE
TO WEAR.





ADD MY EARS,
MOUTH AND
NOSE.



I WILL NEED A JUDO
JACKET TO DO JUDO!




AND DON'T FORGET
MY TROUSERS!!!!



Click to go to


www.kokakids.co.uk



your turn!





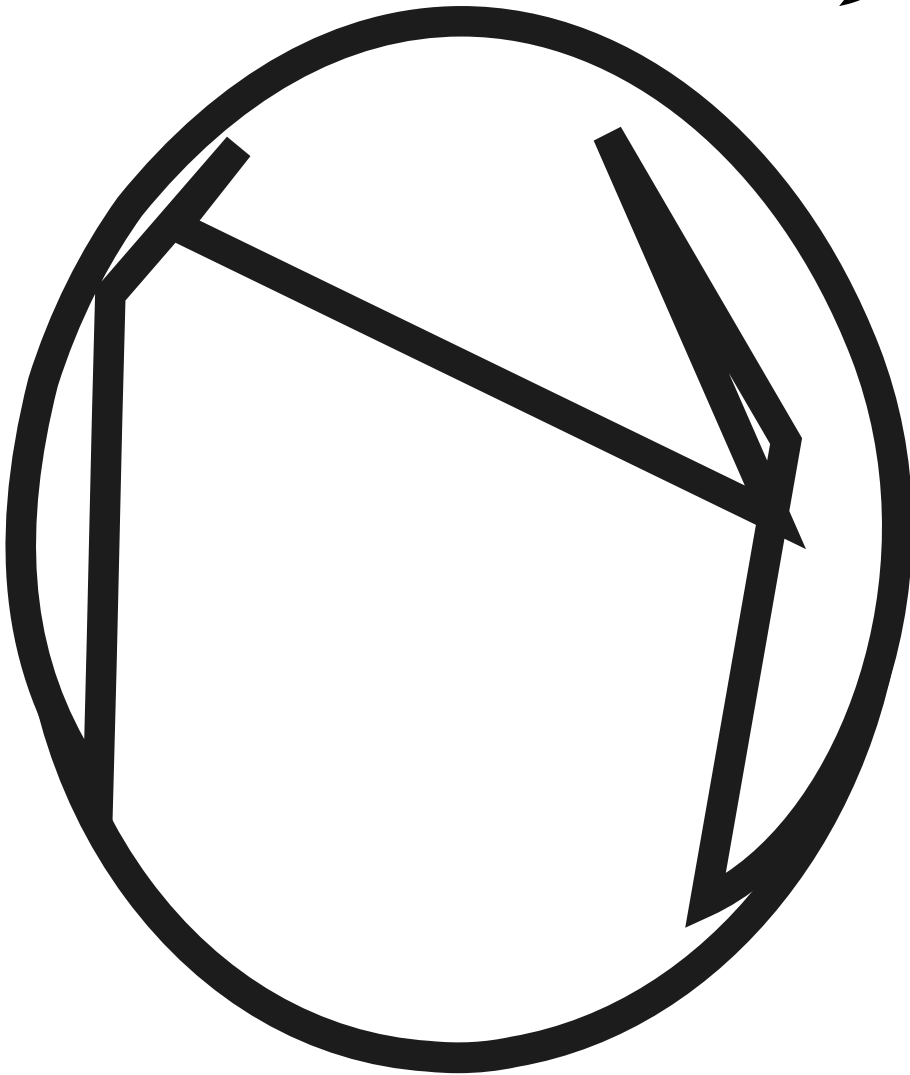
ADD THE
REST OF THE
DETAIL!





face fun


ADD AN
EXPRESSION!






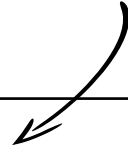



COLOUR
ME IN!



add the rest!

WHAT CAN YOU
DO FROM THIS?



Click to go to 

www.kokakids.co.uk




Buy the T-shirt!

how to draw










BLUSHIDO


www.kokakids.co.uk



basic sketch


FOLLOW THE
EIGHT STEPS
BELOW






your turn!


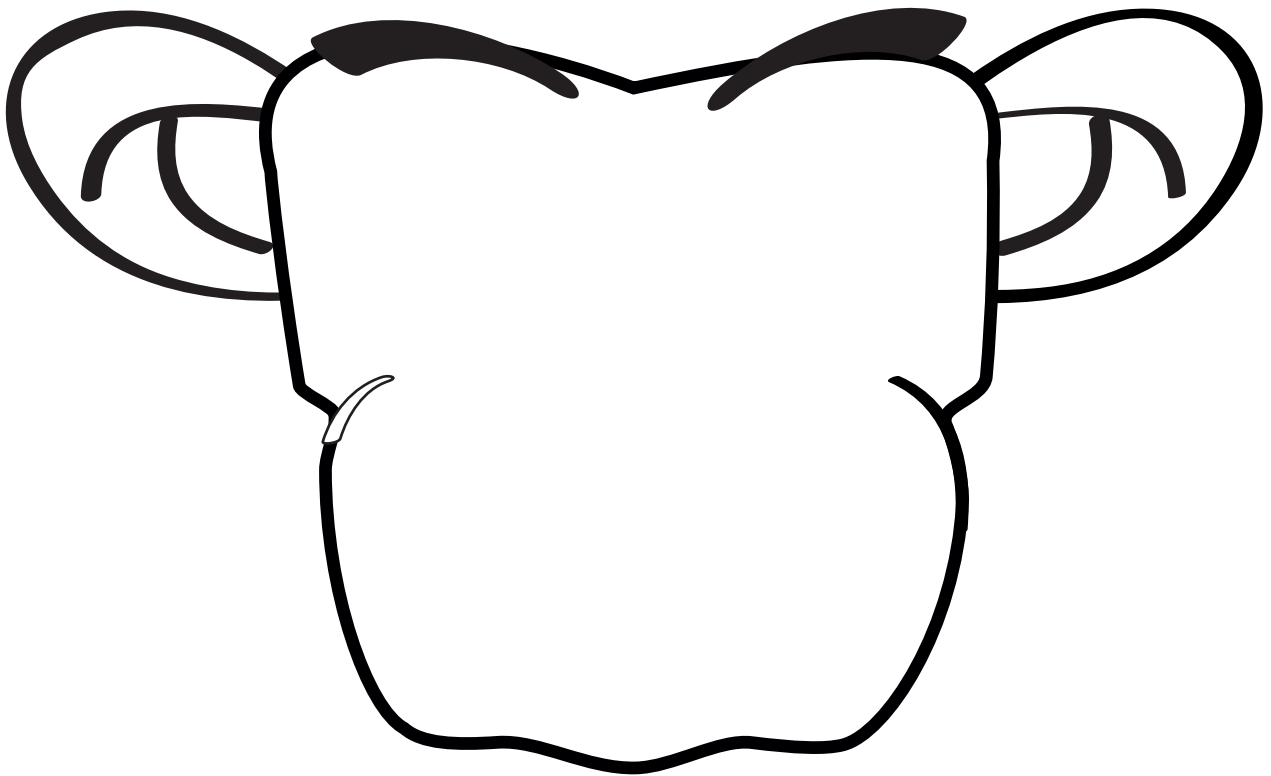
ADD THE
REST OF THE
DETAIL!








face fun

ADD AN
EXPRESSION!



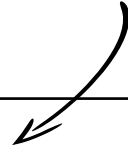






add the rest!

IT'S UP TO
YOU!





click here!

Buy the Hoody!